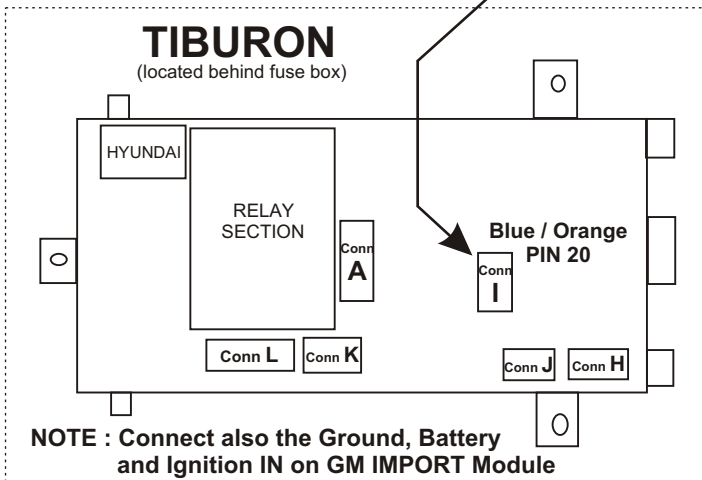
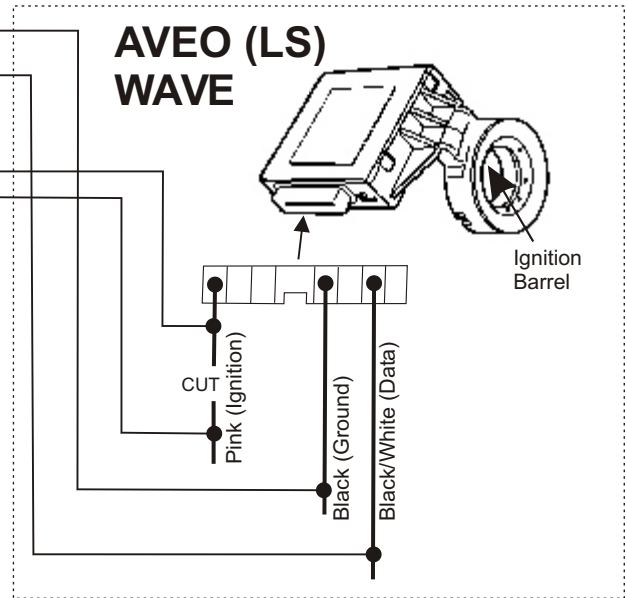
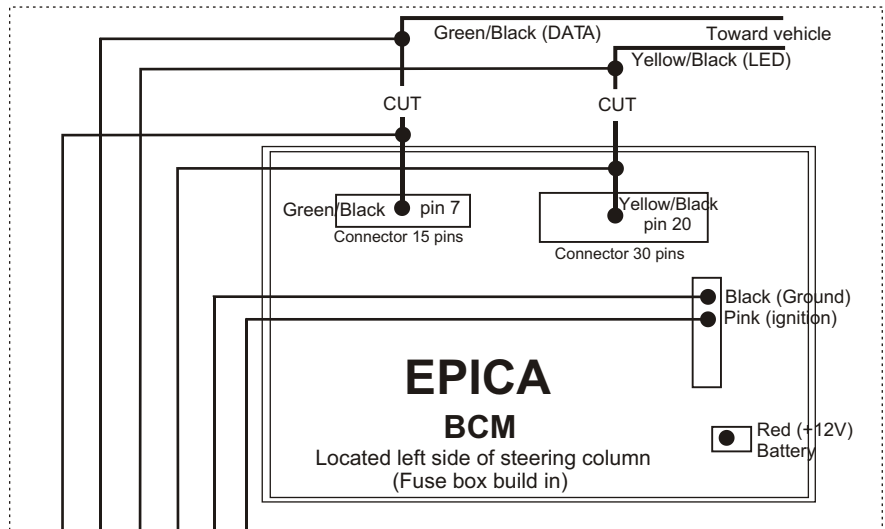
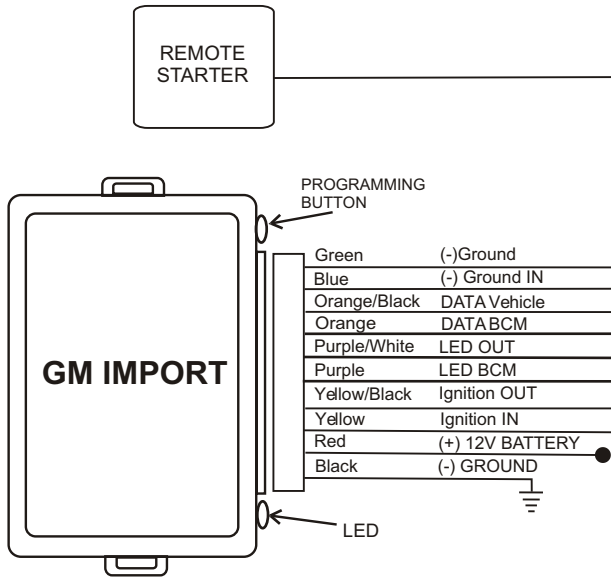


VEHICLE		
CHEVROLET	EPICA (LS)	2004 - 2005
	EPICA (LT)	2004 - 2005
	AVEO (LS)	2004 - 2005
PONTIAC	AVEO 5 (LS)	2004 - 2005
	WAVE	2005
HYUNDAI	WAVE 5	2005
	TIBURON V6 Only	2002 - 2004



NOTE : Connect also the Ground, Battery and Ignition IN on GM IMPORT Module

TECHNICAL SUPPORT :

TEL : 514-255-0446 FAX: 514-255-1367
Web: <http://support.fortinautoradio.com>

Programming :

Keep the programming button pressed down while inserting the wire harness into connector of the GM IMPORT. Release the programming button once the LED starts flashing. Turn the Ignition to the ON position. When the LED turns OFF, turn the ignition to OFF position.

The module is now programmed.

Remove the key and start the vehicle using the remote starter to insure functionality.

Note: Neither the manufacturer or distributor of this module is responsible of damages of any kind indirectly or directly caused by this module, except for the replacement of this module in case of manufacturing defects.